

GHOSTOP

THE DOOR STOPS HERE

INSTALLATION INSTRUCTIONS

Includes: highly-durable plate with retracting pin, 2-piece strike plate with patented graduated recess, magnet, 4 decorative screws, and installation sheet.



Strike Plate: 1-1/2 x 1 x 1/4

Pin Plate: 1-1/2 x 1 x 1/4

Pin Assembly: 2-7/16

- Mount along top or side of door at desired location.
- Pin assembly bore must be thoroughly cleaned to ensure proper operation.
- Eliminate stop molding if desired.




**STRONG MAGNET
WARNING!**

- Can be harmful to pacemaker wearers and others with medical implants, stay clear.
- To avoid damage, keep magnetic media away, such as credit cards.

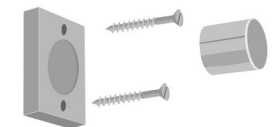
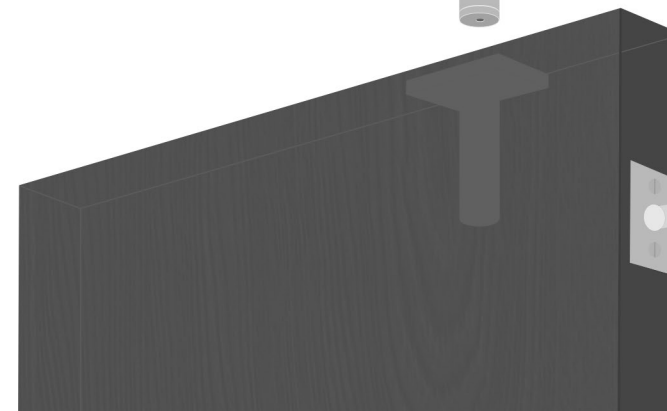
DOORSTOP SOLUTION KIT

**PATENT
PENDING**

The Zero
Clearance
Solution



Mount from head



Mount from
side jambs

GS200
SERIES

info@ghostop.com • 631.457.0111 • ghostop.com

